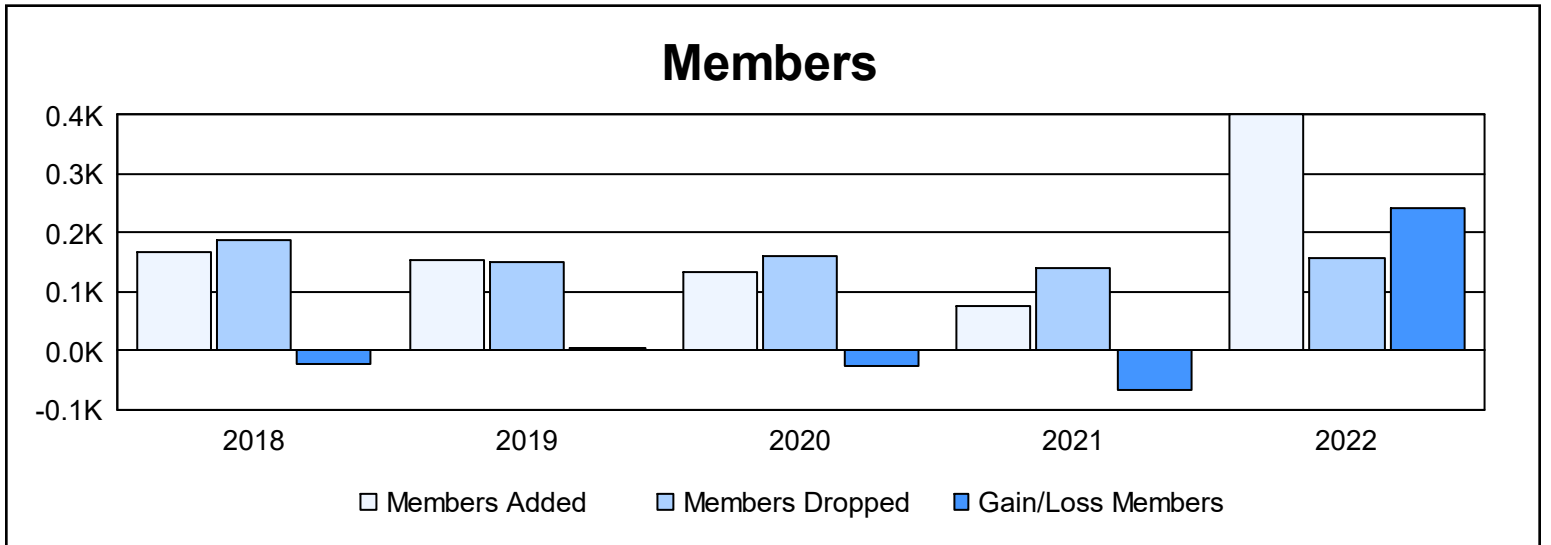
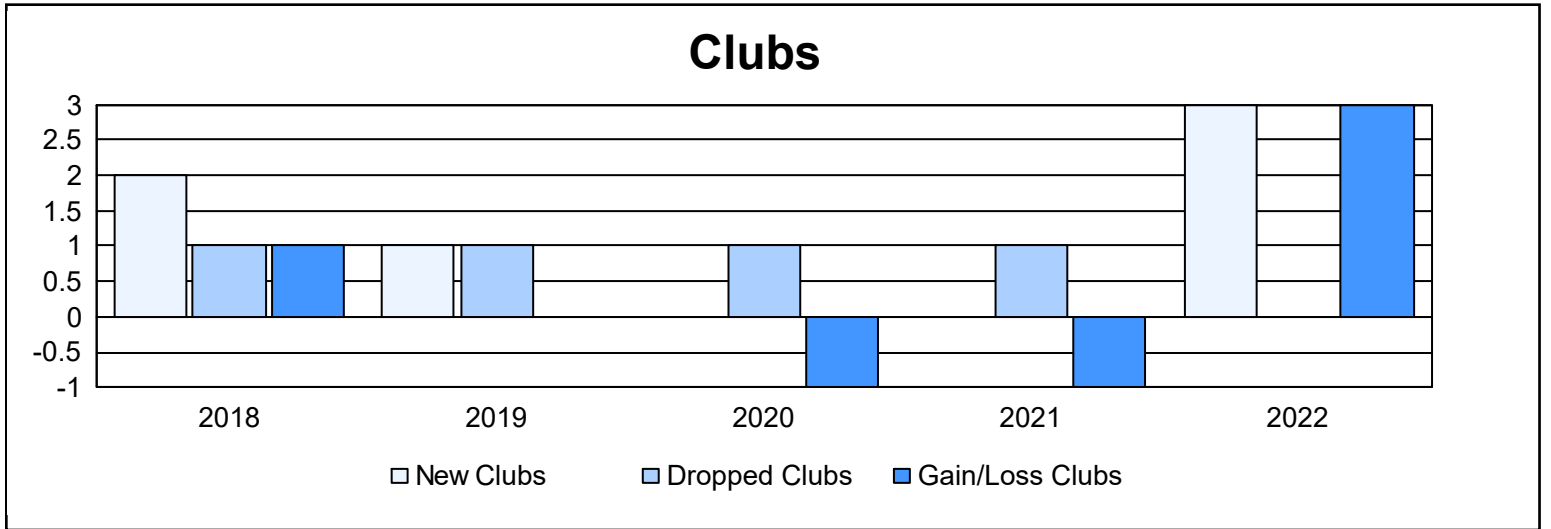
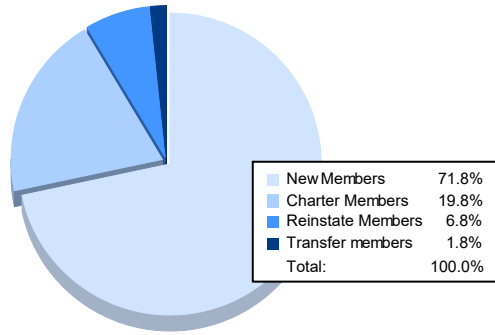


Year	New Clubs	Dropped Clubs	Gain/ Loss Clubs	New Members	Charter Members	Reinstate Members	Transfer Members	Total Member Added	Total Members Dropped	Gain/ Loss Members
2017-2018	2	1	1	113	42	4	8	167	188	-21
2018-2019	1	1	0	105	33	7	8	153	149	4
2019-2020	0	1	-1	100	20	5	10	135	160	-25
2020-2021	0	1	-1	64	1	6	4	75	141	-66
2021-2022	3	0	3	287	79	27	7	400	158	242
<b>Average</b>	<b>1</b>	<b>1</b>	<b>0</b>	<b>134</b>	<b>35</b>	<b>10</b>	<b>7</b>	<b>186</b>	<b>159</b>	<b>27</b>



### Membership Composition June 2022 Cumulative



### Gender Composition June 2022 Cumulative

